

## Access Your Webstore Purchase (Windows/MacOS)

First, make sure you have the FREE Forward Chess app.

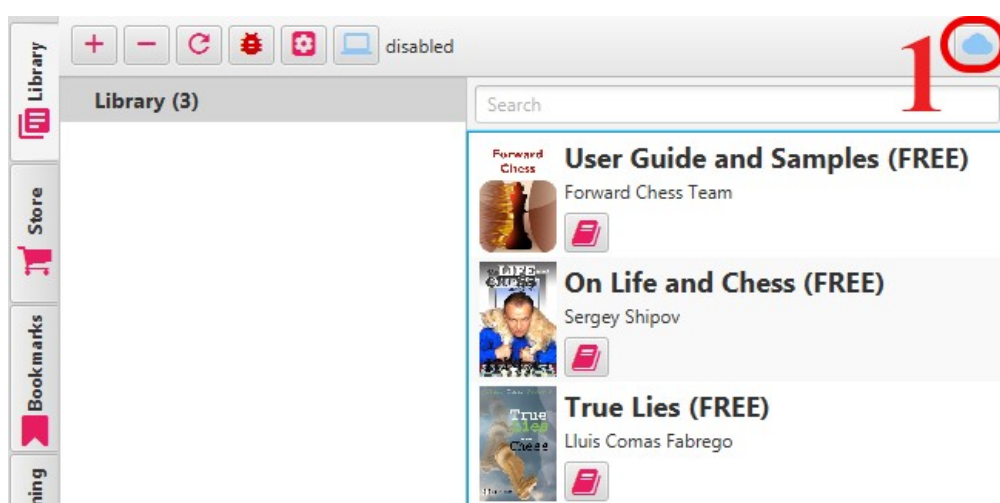
Recent version of Forward Chess for Windows:

<https://storage.googleapis.com/fchess-installers/windows/ForwardChess-Latest.exe>

Recent version of Forward Chess for MacOS:

<https://storage.googleapis.com/fchess-installers/mac/ForwardChess-Latest.pkg>

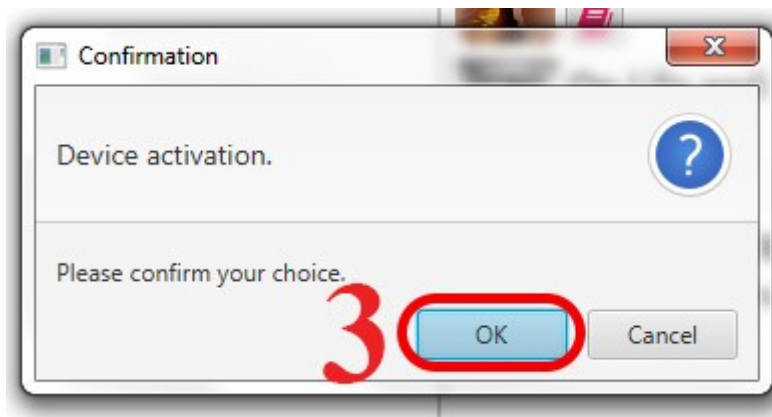
In the app click the cloud icon (right top corner) **(1)**



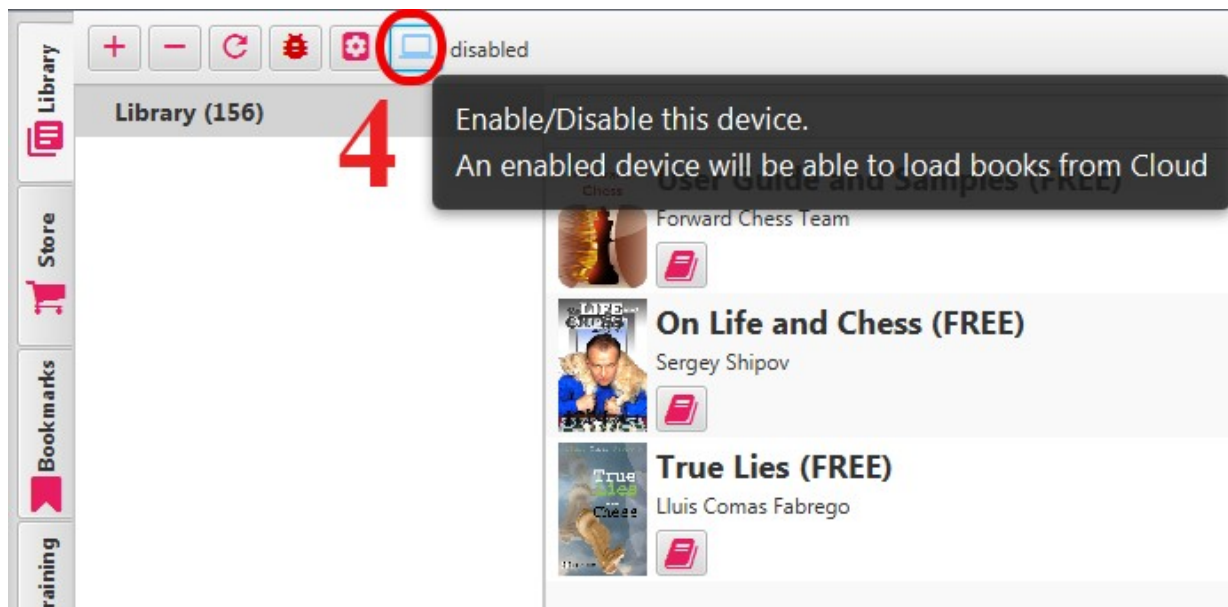
and log in **(2)** with the credentials you used to make a purchase on the website (it's your Forward Chess account).



and confirm enabling the device (3)



If your book(s) did not appear in Library and the laptop icon is blue (4), you will need to enable your device by clicking that laptop icon.



If device is not enabling, please contact us: [info@forwardchess.com](mailto:info@forwardchess.com)

Hope you will enjoy the book!